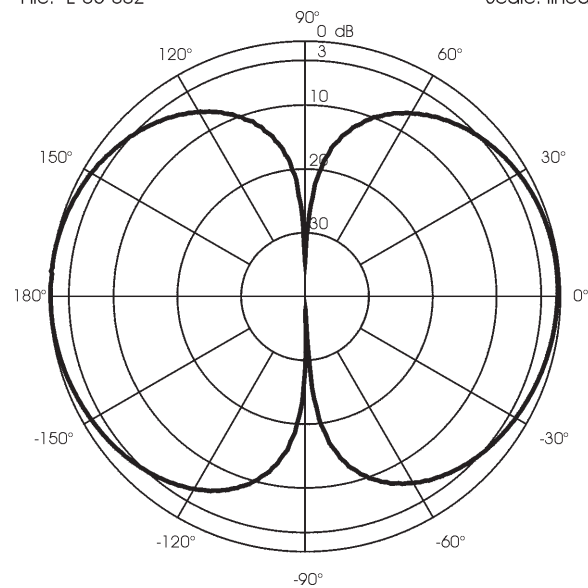


TYPICAL RADIATION PATTERN in E-plane at 145 MHz

File: E-05-002

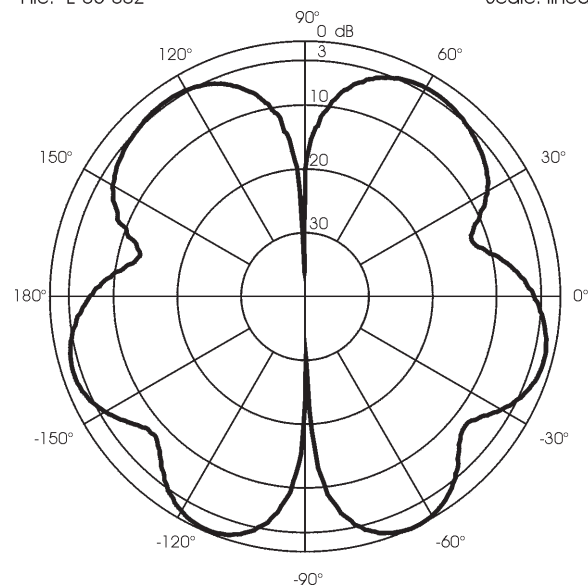
Scale: linear




TYPICAL RADIATION PATTERN in E-plane at 437 MHz

File: E-05-002

Scale: linear



**Model SD 1300 U/N**  
**Wide-band Base Station Antenna**



**Installation Manual**

## DESCRIPTION

Wide-band discone antenna working on 25-1300 MHz in reception and on many amateur frequencies in transmission (2m, 1 1/4m, 70cm, 33cm). It is made of stainless steel, chromed brass and anodized aluminium to guarantee the best efficiency and performance. Easy to fit, it can be suitable for the installation everywhere. The vertical whip can be removed whenever the 50 MHz frequency is not required. Two versions are available: SD 1300 U with UHF-female connection, and SD 1300 N with "N" female connection.

## SPECIFICATIONS

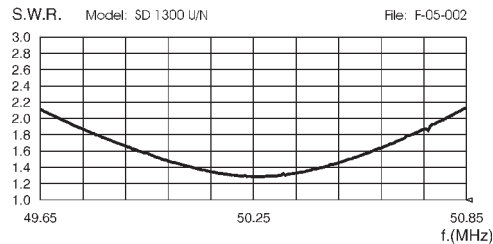
### Electrical Data

Type	:	Discone
Frequency Range (RX band)	:	25-1300 MHz
(TX band) at VSWR ≤ 2:1	:	49.5...50.5; 120...180; 215...300; 415...465; 610...650; 700-1000; 1130...1300 MHz
Impedance	:	50 Ω Unbalanced
Radiation (H-plane)	:	360° Omnidirectional
Polarization	:	Vertical
Gain	:	0 dBd - 2.15 dBi at lowest frequency
Max Power	:	VHF 300 Watts, UHF 200 Watts
Feed System / Position	:	Direct / Center
Connection	:	SD 1300 N = N-Female SD 1300 U = UHF- Female

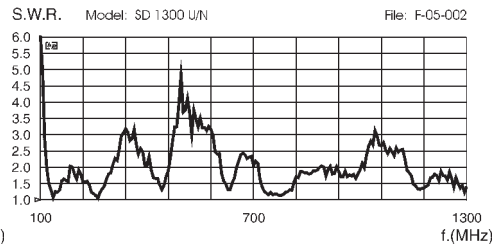
### Mechanical Data

Materials	:	Aluminium, Chromed Brass, Stainless steel, Nylon
Wind Load / Resistance	:	66 N at 150 Km/h / 130 Km/h
Wind Surface	:	0.06 m <sup>2</sup>
Height (approx.)	:	1600 mm
Weight (approx.)	:	1140 gr
Mounting Mast	:	Ø 25-54 mm

TYPICAL S.W.R. RESPONSE



TYPICAL S.W.R. RESPONSE



## MOUNTING INSTRUCTIONS

